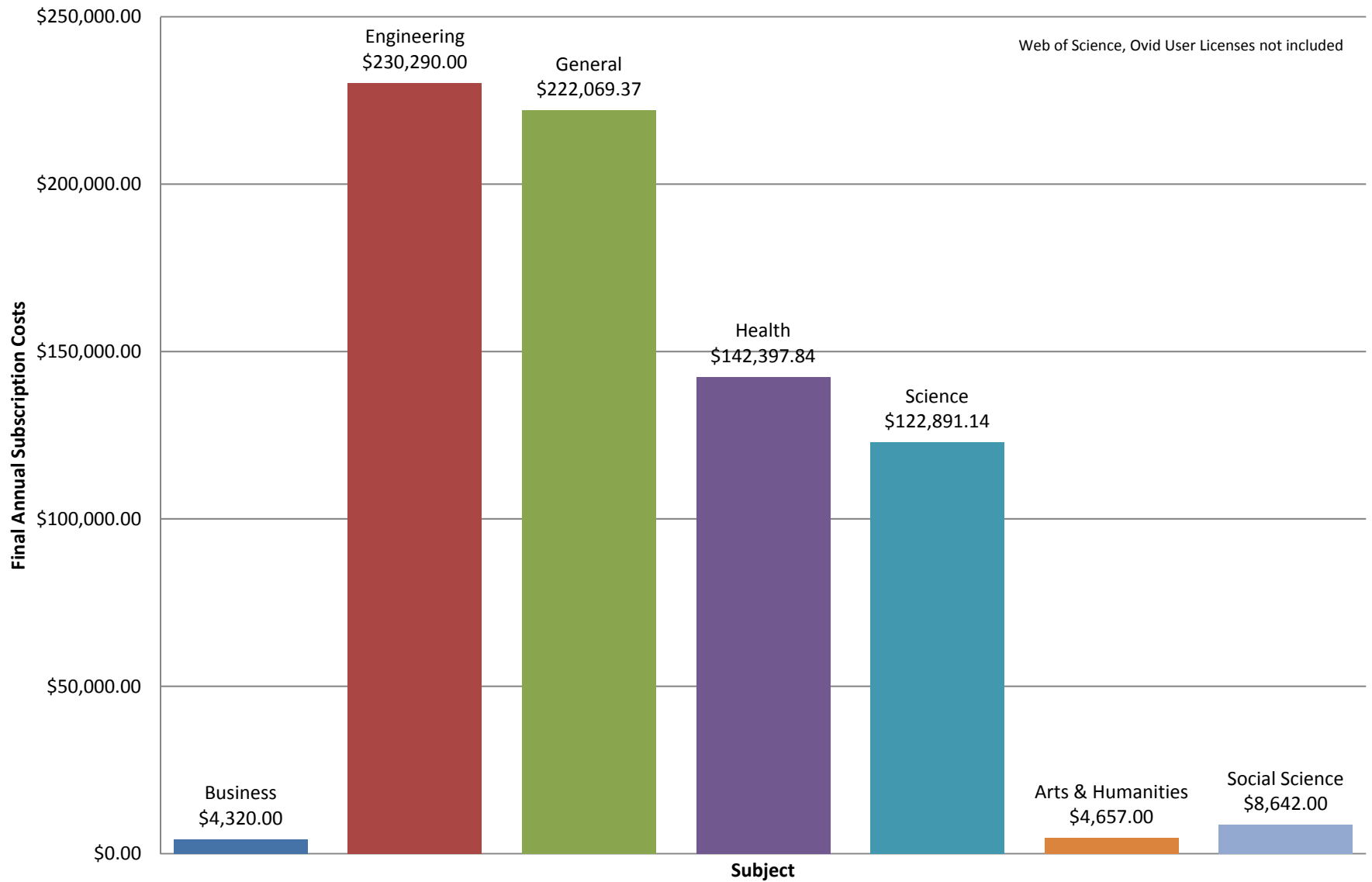
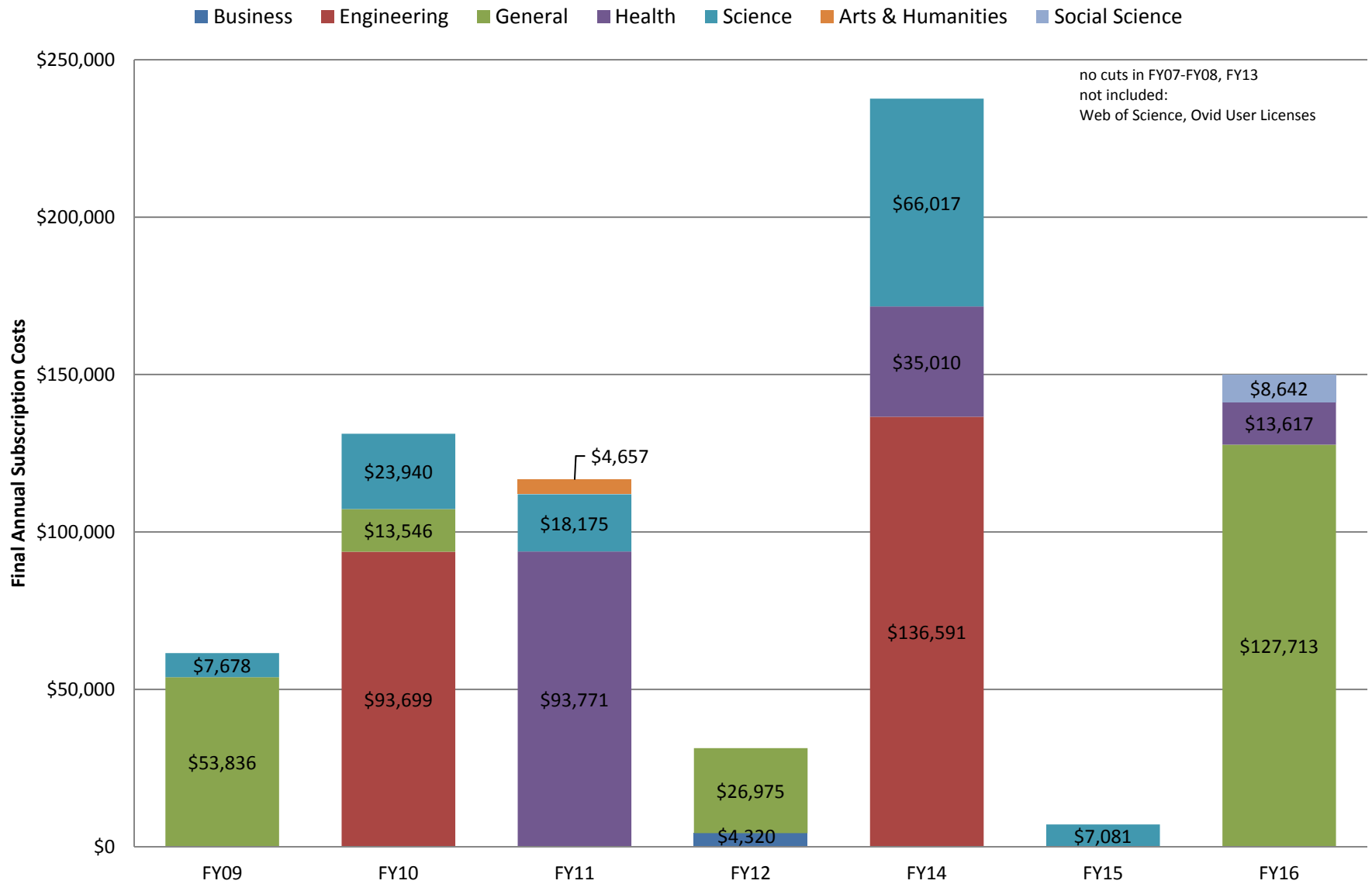


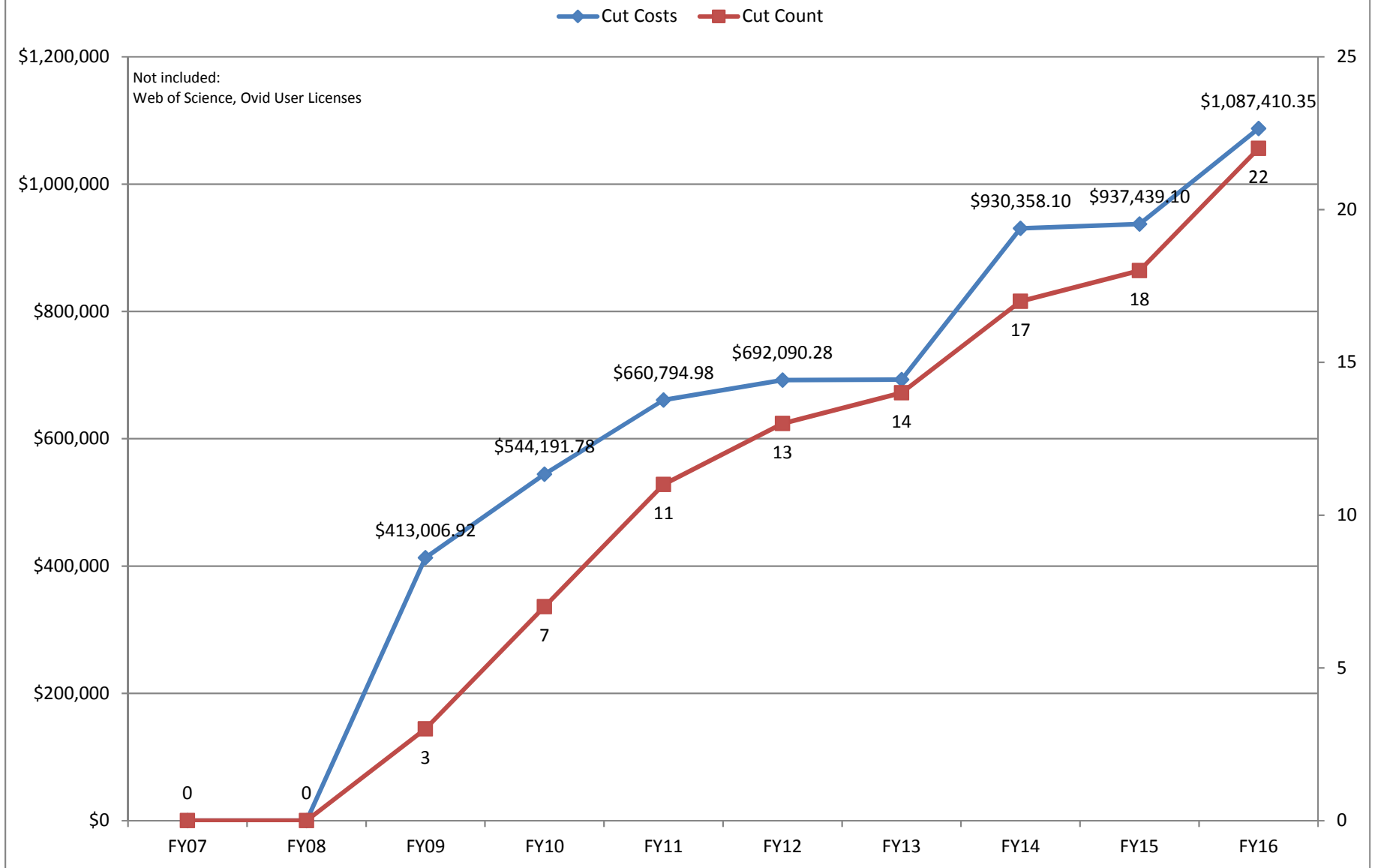
Trend FY07-FY16: MERLIN Pooled Resources Cuts by Subject



Trend FY07-FY16: MERLIN Pooled Resources Cuts Per Subject By Year



Trend FY07 - FY16: MERLIN Pooled Resources Running Total of Cuts



MERLIN Cuts, FY07-FY16					
Number	Resource	FY Cut	Cost in Final FY	Subject	Notes
1	Current Contents	FY09	\$53,835.60	General	
2	Web of Science	FY09	\$351,493.00	General	Omitted from these charts due to replacement by other databases
3	Faculty of 1000 Biology	FY09	\$7,678.32	Science	
4	Environmental Science & Pollution Management	FY10	\$23,940.00	Science	
5	INSPEC	FY10	\$93,699.00	Engineering	
6	Poole's Plus	FY10	\$7,462.80	General	
7	LexisNexis Statistical SRI Module	FY10	\$6,083.06	General	
8	Arts & Humanities Index	FY11	\$4,657.00	Arts & Humanities	
9	Company of Biologists	FY11	\$18,175.00	Science	
10	Core Biomedical	FY11	\$49,243.20	Health	
11	Ovid Biomed Collection II	FY11	\$44,528.00	Health	
12	Annual Reviews Economics Collection	FY12	\$4,320.00	Business	
13	LexisNexis Statistical Base, ASI, IIS	FY12	\$26,975.30	General	
14	Gold Rush	FY13	\$650.00		
15	Ovid Nursing I Collection	FY14	\$35,010.00	Health	
16	Biological Abstracts	FY14	\$66,016.82	Science	
17	Ei Compendex	FY14	\$136,591.00	Engineering	
18	American Institute of Physics Online	FY15	\$7,081.00	Science	Access fee was eliminated due to restructuring of subscription
19	LexisNexis Academic	FY16	\$103,072.61	General	
20	Library Literature Full Text	FY16	\$8,642.00	Social Science	
21	Annual Reviews	FY16	\$24,640.00	General	
22	Nature Clinical Reviews	FY16	\$13,616.64	Health	
	Total		\$1,087,410.35		

*also cut but not included here: Ovid User Licenses (from 94 in FY07 to 33 in FY16)